

District Named #1 Large Employer

Perrysburg School District was selected as one of this year's **30 Toledo Blade Top Workplaces**, and placed first in the Large Employer Category. The Top Workplaces are determined based solely on employee feedback through a survey conducted by WorkplaceDynamics, LLP, a research firm that focuses on organizational health and employee engagement. "We are very proud that our employees feel so positive about their employment with the school system," stated Thomas L. Hosler, Superintendent. "Our staff members are passionate and caring, both inside and outside the classroom, and this award demonstrates the strength of our team."

District Earns 2014 Culture of Health Award

CHC Wellness presented Perrysburg Schools and our Wellness Committee with their 2014 Culture of Health Award, recognizing our district's excellence in the areas of participation, engagement and executive sponsorship.

Levy Outlook

The district is anticipating that we will seek to renew (no new tax) the permanent improvement (PI) levy that expires at the end of 2015 for the same amount - no new money. Also at this point, we are planning to seek to renew (no new tax) the operational levy that expires at the end of 2016. Based on district budget projections and an always-challenging projection of state funding for schools in the future, it is the Board's goal to be able to open and operate the new school building for at least 2 years before needing to consider exploring new revenue (2019). The vast majority of staffing costs for the new building are already part of the current budget, since we will be relocating 5th and 6th graders and supporting staff.

The District Dashboard is an accountability tool designed to provide residents with a one-stop vehicle to review student performance and fiscal indicators.



PERRYSBURG SCHOOLS
SEMIANNUAL REPORT, SPRING 2015

DISTRICT DASHBOARD

YEARS IN A ROW FOR 'BEST COMMUNITY FOR MUSIC EDUCATION'

Perrysburg Schools placed among the "Best Communities for Music Education" for **nine consecutive years** offering Band (Marching, Pep & Jazz), Choir, Jazz Singers, Orchestra, and Women's Select Choir.



9



\$11



\$11 MILLION
Class of 2015 offered over \$11 million in scholarship awards.



96%
PHS
GRADUATION
RATE

H₂O



92%
PERCENTAGE
OF GRADUATES
who go on
to college
or military.



27%
PERCENTAGE
OF OUR
FUNDING
FROM THE
STATE

Percentage of funding received by Perrysburg Schools from the state. State average is 43%.



27%

24.2



2014 PHS ACT AVERAGE

274 college-bound seniors took the ACT in 2014. The Perrysburg High School mean is 24.2. The state mean is 22.0.

STATE REPORT CARD

Of the 11 areas on which the district receives grades from the state, Perrysburg earned 9 A's and 2 B's. We were the only district in the area to earn 9 A's.

Perrysburg Schools
419.874.9131

www.perrysburgschools.net



DISTRICT DASHBOARD

PERRYSBURG SCHOOLS SEMI-ANNUAL REPORT, SPRING 2015

www.perrysburgschools.net



Fitch affirms Perrysburg Schools District ULTGOs at 'A+'

Fitch Ratings has affirmed Perrysburg Schools' unlimited tax general obligation (ULTGO) bonds at 'A+' and revised the rating outlook from 'stable' to 'positive'. The report states: "Tight expenditure controls while addressing enrollment growth operating and capital cost pressures have also supported the increase in cushion, better positioning the district for uncertainty..."

"The district's revenue structure requires regular voter renewal of a portion of existing revenues but has benefitted from a long track record of support. Operating and capital expenditure needs will necessitate future levy renewals without which may challenge the district's ability to maintain sound reserves."

All-Ohio Night in Perrysburg

More than 40 athletes joined former coaches, teammates, families and classmates for the dedication ceremony for the new All-Ohio Wall at PHS! Thank you to the Perrysburg Athletic Boosters for assisting in the event. Alumni came to the event as far away as San Diego, Tampa, North Carolina, South Carolina, and Pennsylvania.

336

College Credits Earned

The class 2014 entered college with over **336 college credits earned through Dual Enrollment courses with Bowling Green State University.**

Last year, a new system to compensate teachers based on multiple measures of performance was implemented. The system is being offered on an opt-in basis to teachers, and over a third of them signed up in the first round.

PERFORMANCE PAY

In 2009, a student drug-testing program was implemented for athletes to provide another reason to say no. Our drug-testing policy serves as a model for districts around the country.

SINCE 2009

Anthony Wayne, Eastwood, Maumee, Otsego, Perrysburg, Rossford and Springfield have received a Straight A Innovation Fund Grant for \$855,583 to replace traditional textbooks with electronic resources designed jointly by the districts.

\$855,583



30% of high school students **participate in vocal or instrumental music.**



2015 Ohio Governor's Youth Art Exhibition

included pieces from 9 Perrysburg High School Students.



Perrysburg High School is a member of the **eight-team Northern Lakes League and the Ohio High School Athletic Association.**



The district has a **\$49.4 million** operating budget, approximately **5,000 students** and **550 employees.**

\$49.4

5k

550



Our food service department is **self-sustaining**, utilizing both federal dollars and student payments to **stay in the black.**



PHS named 2014 National Blue Ribbon School

Perrysburg High School is one of just 48 high schools in the country designated as a National Blue Ribbon School in 2014 by the U.S. Department of Education (USDOE). According to the USDOE: "The National Blue Ribbon School award affirms the hard work of students, educators, families and communities in creating safe and welcoming schools where students master challenging content. The National Blue Ribbon School flag gracing an entry or flying overhead is a widely recognized symbol of exemplary teaching and learning." Ohio State Senator Randy Gardner (District 2) visited PHS to congratulate our teachers and students.

One-to-One Technology Rollout Continues

We aspire to be a statewide model school that anticipates challenges and stays at the forefront of educational transformation and 21st century skills to prepare students to communicate in real-world situations. The Ohio Department of Education is phasing in online testing. This is a driving force behind our pilot of a "one-to-one" technology program. In 2013, each student in grades 5, 8 and 9 was issued a laptop, which they use throughout the school day and take home every evening. The rollout continues this fall as one-to-one will span grades 5-11.

Investment in Saving Energy

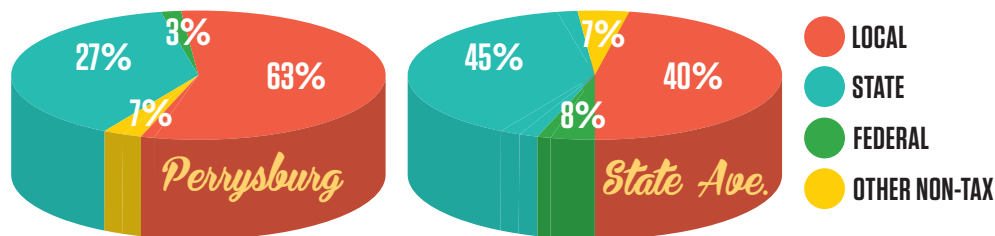
ABM Building Solutions was hired by the school district to implement district-wide, comprehensive infrastructure improvements through its Bundled Energy Solutions program. This provided energy efficiency upgrades and facility enhancements to each of the six schools within the district. The project, which began in October 2013, was completed in August 2014 and is estimated that it will save over \$5.5 million in energy and operating costs over a 15-year period.

Source of Funds

	Perrysburg Schools			State Average	
Local	\$31,019,642	63%		\$8,234,354,404	40%
State	\$13,362,290	27%		\$9,263,100,098	45%
Federal	\$1,610,290	3%		\$1,645,296,986	8%
Other	\$3,396,299	7%		\$1,454,411,567	7%
Total	\$49,388,521	100%		\$20,597,163,055	100%

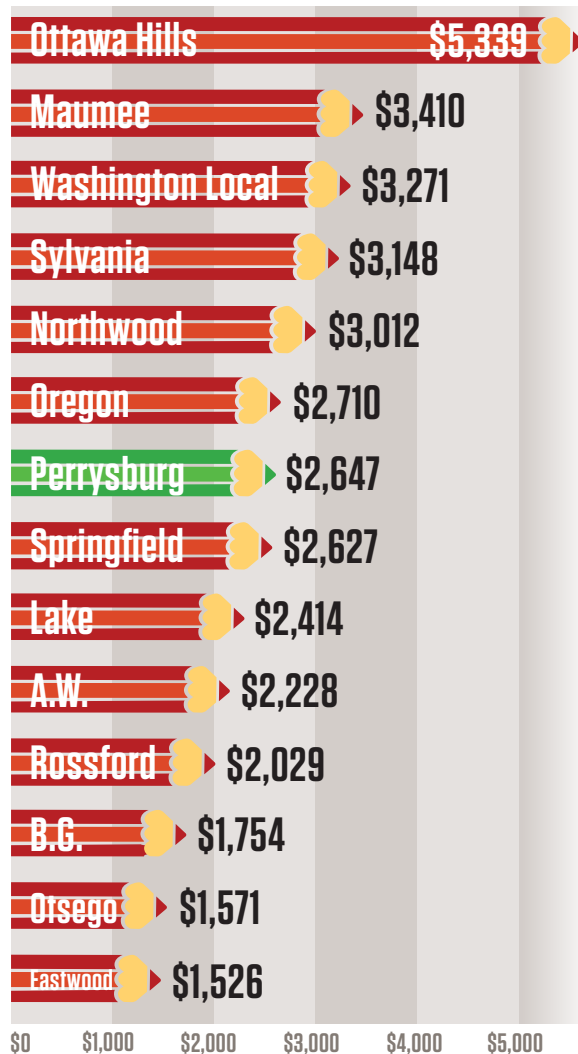
Percentages are rounded to nearest whole number.

Source: Ohio Department of Education Report Card, reportcard.education.ohio.gov/Pages/District-Report.aspx?DistrictIRN=045583



2014 School Property Taxes

Collecting In 2015 On A \$200,000 Home



PERRYSBURG, OHIO
SCHOOL DISTRICT
FAST FACTS
SPRING, 2015



A **pay-to-participate** program has been in place for extracurricular activities **since 2011**.



Advocating For Our District

In February, Superintendent Mr. Thomas L. Hosler traveled to Columbus to provide testimony in favor of Senate Bill 3 to the Ohio Senate Education Committee. He advocated for the development of an alternative to the current state assessment system, where the state could utilize the data we collect from ODE-approved assessments we already administer on a regular basis to ensure we are meeting Ohio's New Learning Standards, while minimizing the impact on instruction.

Update on Recovery of Stolen Funds

Eric Whitson, a former employee of Perrysburg Schools, was indicted May 21 by the Wood County Grand Jury. The felony charges are for theft from Perrysburg Schools, among others. This indictment is a significant step toward ensuring Eric Whitson is held accountable for violating the public trust. He is accused of stealing, ultimately, from the students we are all pledged to serve. It goes without saying that these actions are unacceptable. We are now awaiting the findings from the State Auditor. The Board of Education is committed to seeking restitution from Mr. Whitson and to strengthening our internal controls to better safeguard the taxpayer money entrusted to Perrysburg Schools.

District To Construct New School

The Perrysburg Board of Education thanks the community for their continued support and backing the 2014 bond issue. The campaign was led by Citizens for Perrysburg Schools and Co-Chairs David Matolyak and Kerry Corrigan Wellstein '95. Voters approved it to address the growth of the district by 600 students since 2001 by constructing a 5th and 6th grade school building; it will also provide safety and security enhancements at our elementary schools, construct an auxiliary gym at the High School and upgrade our Junior High.

Ohio School Report Cards

Perrysburg School's 2013-2014 Report Card

Progress

Average progress for Perrysburg students in grades 4-8 for math and reading. Looks at:

1. How much did each student learn in a year?
2. Did they get a year's worth of growth?
3. Did they get more? Less?

Value-Added

Overall **A**

Gifted **A**

Students with Disabilities **A**

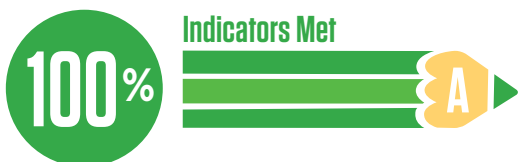
A
Lowest 20% in Achievement



Achievement

Combines two results for students who took the state tests:

1. How many students passed the state test?
2. How well did they do?



Gap Closing

Shows how well all students are doing in our district in **reading, math and graduation.**

Annual Measurable Objectives

80.6%

B

Graduation Rate

How many 9th graders **graduate** in 4 years?

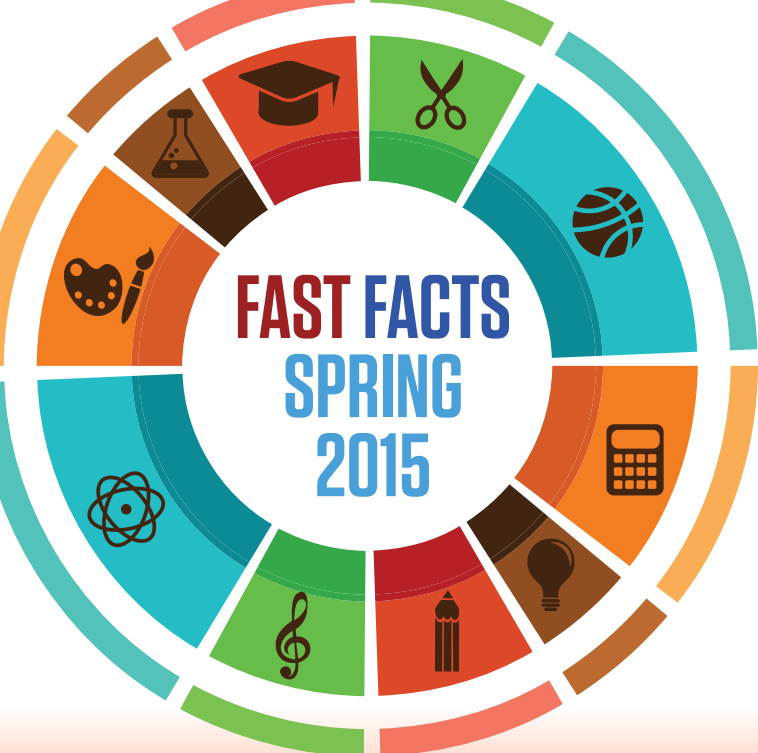


Students graduating in 4 years


A

96.2%





Development Director Added



As promised in the 2012 Operating Levy Campaign, **the district added a Development Director to reduce reliance on local tax dollars.** This partnership with Perrysburg Schools Foundation keeps the district competitive with private and charter schools that have cultivated donors. We accept, manage and distribute gifts according to donor wishes and established district goals and priorities that include academics, athletics, facilities, fine and performing arts, programs, materials and technology.



School Resource Officer

Last spring, a partnership with the City and Police Department resulted in the addition of a School Resource Officer to the district.

How Our School System Ranks With Voters



17% Parents In Our School District

41% Have Lived Here Over 20 Years

38% Have A Bachelor's Degree










30% Have A Master's or Doctorate

Our Biannual Public Opinion Survey, mailed to a random sample of active voters, shows that a strong majority of residents rank our school system with an "A" grade, and only 17% of respondents were parents in our district. 41% of respondents have lived here over 20 years. 38% hold a bachelor's degree and 30% hold a master's or doctorate.



Since the beginning of the 2013-2014 school year, **more than \$1,000,000 has been raised from local businesses and private donors in support of Perrysburg Schools' facilities, programs, special projects and scholarships.** Working with our Development Department and the Perrysburg Schools Foundation, these donors have impacted many areas including the arts, athletics, reading programs, technology and anti-bullying initiatives at each of our schools.

Charter Schools & Perrysburg

School	Grade	State Funding Per Student	% Spent in Classroom	Avg. Teacher Experience	\$'s Transferred
 Perrysburg Schools	B	\$1,839	94.1%	12 yrs.	\$561,085 to charter schools*
 Ohio Virtual Academy	C	\$6,580	91.2%	10 yrs.	\$187,082 from Perrysburg Schools
 Autism Model School	D	\$29,835	89.4%	1 yr.	\$120,626 from Perrysburg Schools
 Toledo School for the Arts	B	\$7,133	84.5%	7 yrs.	\$102,364 from Perrysburg Schools
 Summit Academy Toledo Learning Center	D	\$14,943	97.0%	3 yrs.	\$31,209 from Perrysburg Schools
 Wildwood Environmental Academy	C	\$7,672	89.8%	4 yrs.	\$28,743 from Perrysburg Schools
 Electronic Classroom Of Tomorrow	D	\$6,819	89.4%	8 yrs.	\$10,054 from Perrysburg Schools
 Hope Learning Academy of Toledo	D	\$11,444	NA%	3 yrs.	\$5,763 from Perrysburg Schools
 Ohio Connections Academy, Inc.	C	\$6,435	82.7%	9 yrs.	\$5,745 from Perrysburg Schools

Note: All data comes from public sources, principally the Ohio Department of Education.

 = VIRTUAL  = BRICK & MORTAR

Source: The Ohio Charter School Accountability Project, knowyourcharter.com
*Includes other charter schools not listed

DISTRICT DASHBOARD

The District Dashboard is an accountability tool designed to provide residents with a one-stop vehicle to review student performance and fiscal indicators.

Perrysburg Schools
140 East Indiana Avenue
Perrysburg, Ohio 43551

419.874.9131
www.perrysburgschools.net



*Perrysburg
Schools*

DISTRICT DASHBOARD

Perrysburg Schools

140 East Indiana Avenue

Perrysburg, Ohio 43551

419.874.9131

www.perrysburgschools.net



► The District Dashboard is an accountability tool designed to provide residents with a one-stop vehicle to review student performance and fiscal indicators.



DISTRICT DASHBOARD

**PERRYSBURG
SCHOOLS**

SEMIANNUAL REPORT, SPRING 2015

Sesquicentennial

The 2015 Perrysburg High School graduating class had the additional honor of being the 150th graduating class.

PERRYSBURG HIGH SCHOOL'S
150th
GRADUATING CLASS



Mission

Ensuring Students Achieve Their Greatest Potential

Vision

Students, teachers, staff members and parents work together to ensure all students possess the necessary academic and social-emotional skills to be successful in college and their careers. The district offers a range of rigorous, innovative coursework and extracurricular activities to develop well-rounded, lifelong learners who are also active citizens in their communities. District team members continue to look towards the future and vigilantly adapt to ensure Perrysburg remains a destination district for future generations.

Perrysburg Schools

140 East Indiana Avenue

Perrysburg, Ohio 43551

419.874.9131

www.perrysburgschools.net



Superintendent:

Thomas L. Hosler

Treasurer: Matt A. Feasel

Perrysburg Schools Board of Education

Jarman Davis, President

Dr. Walter Edinger,

Vice President

Gretchen Downs,

Board Member

Sue Larimer, Board

Member

Cal Smith, Board Member